





Curriculum Map L1 - U4

Art - Curriculum Intent

The intent of art and design at Discovery is to allow our pupils to be creative individuals that produce and are proficient in a range of artistic techniques. Allow them to evaluate and analyse creative works and are knowledgeable about great artists and craft makers. Pupils develop their knowledge and skills through the grades and steps driven by topic every half term that uses the 4 corners of Engage, Develop, Innovate and Express to embed learning.

The following represent the big ideas within each subject, taken from the knowledge map:

	Design	develop the creative, technical and practical expertise needed to perform everyday tasks confidently and to participate successfully in an increasingly technological world
	Make	To build and apply a repertoire of knowledge, understanding and skills in order to design and make high-quality prototypes and products for a wide range of users
	Technical Knowledge	To articulate how to use apparatus correctly and safely in order to create given design, against a set criteria
	Evaluate	To know how to critique, evaluate and test their ideas and products and the work of others

Curriculum Map L1 - U4

<div>Charles Darwin's; insects and creatures .</div> <div></div>	<div>Leonardo da Vinci; Botanical drawing and painting</div> <div></div>	<div>Roy Litchtenstien and photography</div> <div></div>	U4
<div>Miniature Tudor portraits -</div> <div></div>	<div>Look at the artists-Andy Warhol & Salvador Dali</div> <div></div>	<div>Phases of the moon</div> <div></div>	
<div>Analyse and evaluate the painting The Love Potion by Evelyn de Morga</div> <div></div>	<div>Native American dreamcatchers; Weaving; Journey sticks</div> <div></div>	<div>Making art using food.</div> <div></div>	U1/2/3
<div>Drawing; Sculpture; Mosaic; Jewellery</div> <div></div>	<div>Music-inspired art</div> <div></div>	<div>The Bayeux Tapestry; Drawing; Embroidery</div> <div></div>	
<div>Andy Goldsworthy vs. Henry Moore.</div> <div></div>	<div>Illuminated lettering</div> <div></div>	<div>Photography; graffiti art and observational drawing</div> <div></div>	U1/2/3
<div>Sarah Graham!; subject, media skills and techniques.</div> <div></div>	<div>How do we commemorate famous and significant people?</div> <div></div>	<div>The Beaker Folk; Design and pottery</div> <div></div>	
<div>Sarah Graham; subject, media skills and techniques</div> <div></div>	<div>Design a mascot that represents your team.</div> <div></div>	<div>Observational drawing; sculpture and flower-pressing</div> <div></div>	L4/5
<div>Jane Perkins; portraits of famous people made from plastic and found objects</div> <div></div>	<div>Magnificent portraits; learn the art of drawing facial features and draw Royal portraits,</div> <div></div>	<div>Printing; food landscapes</div> <div></div>	
<div>Sketchbooks; 3-D modelling; Sand art; Seascapes</div> <div></div>	<div>Look at the artist -Samuel and Nathaniel Buck.</div> <div></div>	<div>Origins of food; selecting and using natural materials</div> <div></div>	L3
<div>The colours and textures of carnival.</div> <div></div>	<div>Look at the artist -Darell Wakelam</div> <div></div>	<div>Pirates; shape, pattern and colour</div> <div></div>	
<div>Jackson Pollock 'Drip and splash'</div> <div></div>	<div>Crazy collaging</div> <div></div>	<div>Can we make a hot air balloon?</div> <div></div>	L2
<div>Exploring and experimenting</div> <div></div>	<div>Clay Creatures</div> <div></div>	<div>Experimenting with colour</div> <div></div>	
<div></div> <div></div>	<div></div> <div></div>	<div></div> <div></div>	L1