





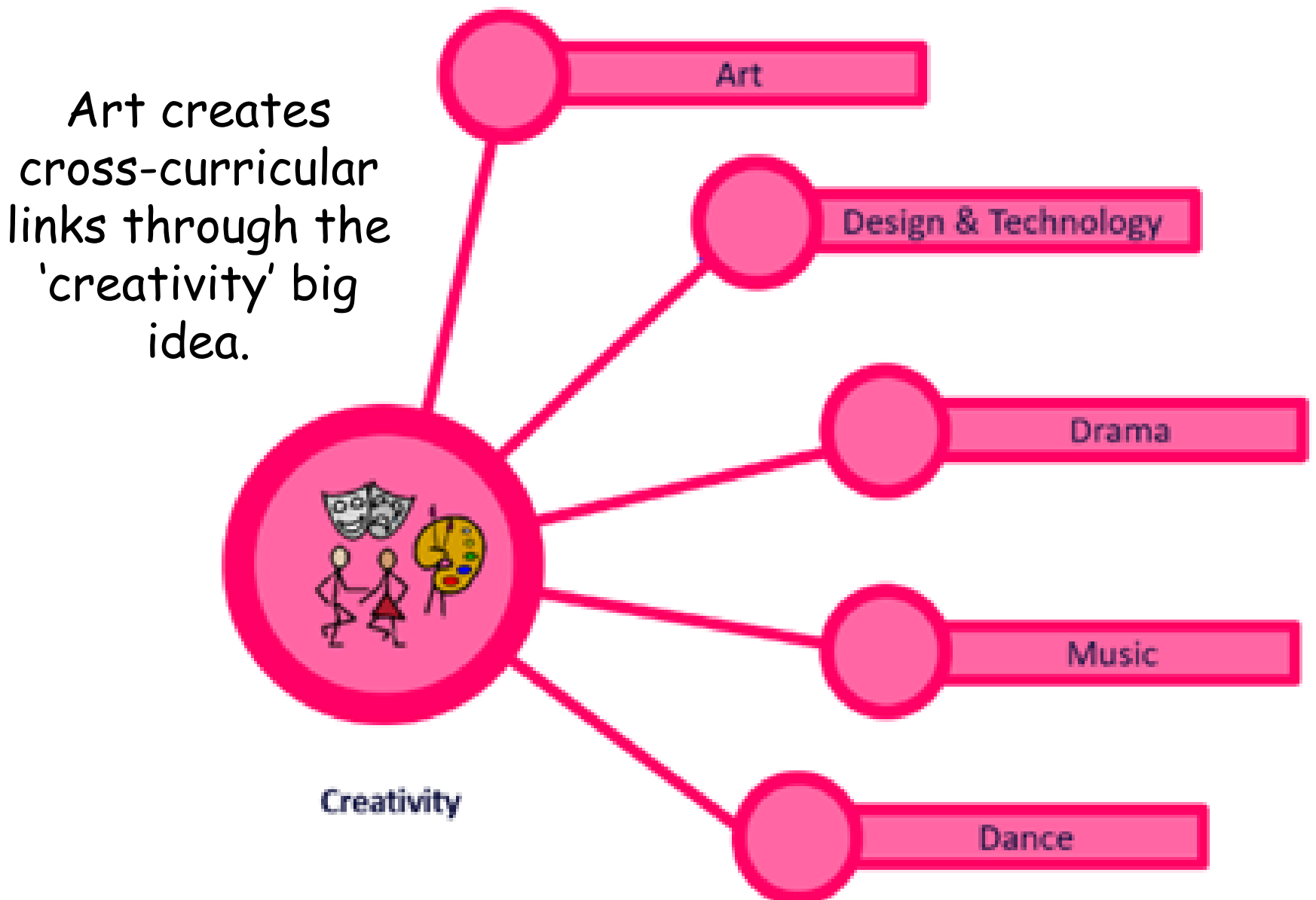
Art Curriculum Map L1 - U4

Curriculum Intent

The intent of art and design at Discovery is to allow our pupils to be creative individuals that produce and are proficient in a range of artistic techniques. Allow them to evaluate and analyse creative works and are knowledgeable about great artists and craft makers. Pupils develop their knowledge and skills through the grades and steps driven by topic every half term that uses the 4 corners of Engage, Develop, Innovate and Express to embed learning.

The following represent the 'key concepts' within each subject, taken from the knowledge map:

	Design	develop the creative, technical and practical expertise needed to perform everyday tasks confidently and to participate successfully in an increasingly technological world
	Make	To build and apply a repertoire of knowledge, understanding and skills in order to design and make high-quality prototypes and products for a wide range of users
	Technical Knowledge	To articulate how to use apparatus correctly and safely in order to create given design, against a set criteria
	Evaluate	To know how to critique, evaluate and test their ideas and products and the work of others



Curriculum Map L1 - U4

Charles Darwin's; insects and creatures .



Leonardo da Vinci; Botanical drawing and painting



Roy Litchtenstien and photography



U4

Miniature Tudor portraits -



Look at the artists-Andy Warhol & Salvador Dali



Phases of the moon



U1/2/3

Analyse and evaluate the painting The Love Potion by Evelyn de Morga



Native American dreamcatchers; Weaving; Journey sticks



Making art using food.



Drawing; Sculpture; Mosaic; Jewellery



Music-inspired art



The Bayeux Tapestry; Drawing; Embroidery



U1/2/3

Andy Goldsworthy vs. Henry Moore.



Illuminated lettering



Photography; graffiti art and observational drawing



Sarah Graham!; subject, media skills and techniques.



How do we commemorate famous and significant people?



The Beaker Folk; Design and pottery



L4/5

Sarah Graham; subject, media skills and techniques



Design a mascot that represents your team.



Observational drawing; sculpture and flower-pressing



Jane Perkins; portraits of famous people made from plastic and found objects



Magnificent portraits; learn the art of drawing facial features and draw Royal portraits,



Printing; food landscapes



L3

Sketchbooks; 3-D modelling; Sand art; Seascapes



Look at the artist -Samuel and Nathaniel Buck.



Origins of food; selecting and using natural materials



The colours and textures of carnival.



Look at the artist -Darell Wakelam



Pirates; shape, pattern and colour



L2

Jackson Pollock 'Drip and splash'



Crazy collaging



Can we make a hot air balloon?



Exploring and experimenting



Clay Creatures



Experimenting with colour



L1